

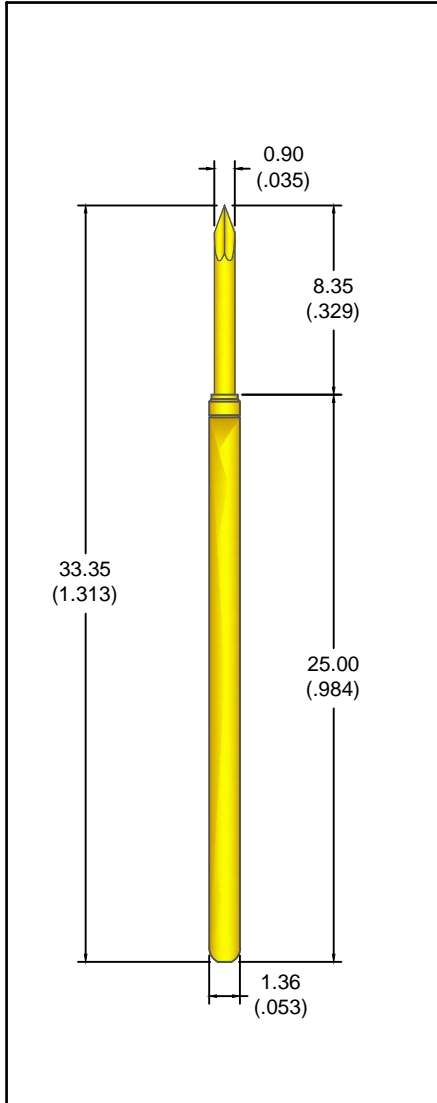
TOP 240 PRECARICO ALTO

**2.54(.099)
INTERASSE**

**5.00(.197)
CORSA PISTONE**

Dimensioni in mm (pollici)

DATI TECNICI



Interasse minimo	2.54 mm (.099)
Corsa massima	5.00 mm (.197)
Corsa consigliata	4.20 mm (.165)
Resistenza ohmica	< 10 MOhm
Temperatura operativa	-55°C/ +105°C (-67°F/+221°F)
Corrente massima	3 AMP

La caratteristica principale di questo probe è di avere un precarico della molla particolarmente elevato.

MATERIALI E TRATTAMENTI

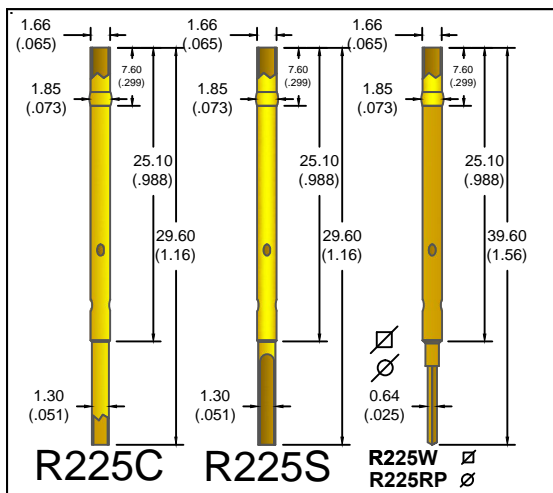
Pistone	Legha di Rame o Acciaio, Dorato
Tubo	Legha di rame, Dorato
Molle	Acciaio per molle Dorato

FORZA DELLA MOLLA IN GRAMMI (once)

PRECARICO	2/3 CORSA
130 (4.58)	200 (7.05)
200 (7.05)	300 (10.58)

Per ulteriori grammature consultare l'azienda

SPECIFICHE RICETTACOLO



DIAMETRI DEL FORO DI MONTAGGIO
1.73/1.78 (.068/.070)



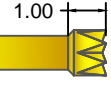


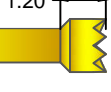


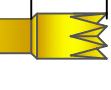









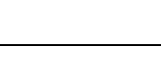















CONNESSIONI

CRIMPARE - C
SALDARE - S
WRAPPARE - W

MATERIALI E TRATTAMENTI

TUBO	Legha di rame dorato
TERMINALE QUADRO	Bronzo Fosforoso dorato
TERMINALE TONDO	Bronzo Fosforoso dorato

PISTONI DISPONIBILI

Teste modello	Diametri disponibili	Teste modello	Diametri disponibili	Teste modello	Diametri disponibili
 A	0.65(.026) 0.90(.035) 1.50(.059) 2.00(.079)	 HA	1.50(.059)	 TA	1.40(.055)
L/S		S		S	
 AA	0.90(.035)	 HB	0.90(.035)	 TA	1.40(.055)
S		S		S	
 AB	0.50(.020)	 HH	0.90(.035)	 TA	1.40(.055)
S		S		S	
 AC	0.90(.035)	 I	0.50(.020) 0.65(.026) 0.90(.035) 1.50(.059) 2.00(.079)	 TZ	1.40(.055)
S		L/S		L	
 B	1.50(.059)	 I	2.50(.098) 3.00(.118) 3.10(.122) 3.20(.126)	 W	0.90(.035) 1.50(.059)
L		L/S		S	
 BB	0.90(.035) 1.20(.047) 1.50(.059) 1.70(.067)	 IA	0.90(.035)	 WN	0.90(.035)
S		L		S	
 C	0.69(.027) 0.90(.035) 1.30(.051) 1.50(.059)	 IB	3.10(.122)	 WW	0.90(.035)
L		L		S	
 E	1.50(.059) 2.00(.079)	 IP	1.80(.071)	 Z	1.50(.059)
L		L		L	
 F	0.90(.035)	 P	1.80(.071)		
S		DELRIN			
 FF	0.90(.035)	 RF	0.65(.026)		
S		S			
 G	1.00(.039)	 S	0.90(.035)		
L		S			
 H	0.30(.012) 0.50(.020) 0.90(.035) 1.00(.039) 1.20(.047)	 T	1.40(.055)		
L/S		L			
 H	1.27(.050) 1.30(.051) 1.40(.055) 1.50(.059)	 T	1.40(.055)		
L/S		L			

LEGENDA

MATERIALI:
S - ACCIAIO
L - LEGA DI RAME

COME ORDINARE

MODELLO TOP 240	TESTA W	DIA TESTA 0.90	MOLLA A 2/3 CORSA 200	TRATTAMENTO G
---------------------------	-------------------	--------------------------	------------------------------------	-------------------------